




Genetic Monitoring Report

Test Report Date: March 2021



 Location: North America ^a	 Genetic Monitoring Results			 Species: Mouse	
Model	Most Recent Test Date	Recent Results Tested/Passed	Historical Results ^b Tested/Passed	Test Frequency	Number of SNP Markers Tested
A/JOlaHsd	1-Mar-21	8 / 8	38 / 38	Quarterly	48
BALB/cAnNHsd	1-Mar-21	18 / 18	146 / 146	Quarterly	48
BKS.Cg-+Lep ^{db} /+Lep ^{db} /OlaHsd	1-Mar-21	19 / 19	42 / 42	Quarterly	48
C3H/HeNHsd	1-Mar-21	8 / 8	51 / 51	Quarterly	48
C57BL/6BrdCrHsd-Tyr ^c	1-Mar-21	25 / 25	47 / 47	Quarterly	48
C57BL/6NHsd	1-Mar-21	40 / 40	199 / 199	Quarterly	48
CBA/JCrHsd	1-Mar-21	1 / 1	59 / 59	Quarterly	48
DBA/1OlaHsd	1-Mar-21	9 / 9	37 / 37	Quarterly	48
DBA/2NHsd	1-Mar-21	9 / 9	64 / 64	Quarterly	48
FVB/NHsd	1-Mar-21	6 / 6	35 / 35	Quarterly	48
SJL/JCrHsd	1-Mar-21	15 / 15	71 / 71	Quarterly	48
C.B-17/lcrHsd-Prkdc ^{scid}	1-Mar-21	26 / 26	54 / 54	Annually	48
NOD.CB17-Prkdc ^{scid} /NCrHsd	1-Mar-21	16 / 16	16 / 16	Annually	48
C.B-17/lcrHsd-Prkdc ^{scid} Lyst ^{bg-J}	1-Mar-21	16 / 16	41 / 41	Annually	48
Hsd:ICR(CD-1®)	1-Mar-21	48 / 48	188 / 188	Annually	96

Testing Laboratory: Bionomics Research Technology Center, Piscataway, NJ

Inbred strains at each production location have been tested using a custom panel of 48 Single Nucleotide Polymorphism (SNP) markers. Tests are conducted quarterly on all new inbred foundation colony breeding cages in non-isolator bred colonies. Tests are conducted on all foundation colony cages in newly populated isolator bred colonies, and then five (5) foundation colony breeder cages annually thereafter. Select outbred stocks at each production location have been tested using a custom panel of 96 Single Nucleotide Polymorphism (SNP) markers. Tests are conducted annually on select outbred colonies.

Report Notes:

- ^a North America results include testing from United States
- ^b Historical results include 18 months of cumulative data


Sheryl Wildt, MS, MBA, CMAR
Global Manager of Genetic Quality and Breeding



Genetic Monitoring Report

Test Report Date: March 2021



 Location: North America^a	 Genetic Monitoring Results			 Species: Rat	
Model	Most Recent Test Date	Recent Results Tested/Passed	Historical Results ^b Tested/Passed	Test Frequency	Number of SNP Markers Tested
ACI/SegHsd	1-Mar-21	4 / 4	40 / 40	Quarterly	48
DA/OlaHsd	1-Mar-21	5 / 5	49 / 49	Quarterly	48
F344/NHsd	1-Mar-21	10 / 10	80 / 80	Quarterly	48
LEW/SsNHsd	1-Mar-21	6 / 6	76 / 76	Quarterly	48
SR/JrHsd	1-Mar-21	3 / 3	35 / 35	Quarterly	48
SS/JrHsd	1-Mar-21	12 / 12	104 / 104	Quarterly	48
SHR/JrHsd	1-Mar-21	2 / 2	48 / 48	Quarterly	48
WKY/NHsd	1-Mar-21	5 / 5	51 / 51	Quarterly	48
Hsd:Sprague Dawley [®] SD [®]	1-Mar-21	0 / 0	408 / 408	Annually	96
RccHan [®] :WIST	1-Mar-21	0 / 0	96 / 96	Annually	96
HsdBlu:LE	1-Mar-21	0 / 0	144 / 144	Annually	96

Testing Laboratory: Bionomics Research Technology Center, Piscataway, NJ

Inbred strains at each production location have been tested using a custom panel of 48 Single Nucleotide Polymorphism (SNP) markers. Tests are conducted quarterly on all new inbred foundation colony breeding cages in non-isolator bred colonies. Tests are conducted on all foundation colony cages in newly populated isolator bred colonies, and then five (5) foundation colony breeder cages annually thereafter. Select outbred stocks at each production location have been tested using a custom panel of 96 Single Nucleotide Polymorphism (SNP) markers. Tests are conducted annually on select outbred colonies.

Report Notes:

- ^a North America results include testing from United States
- ^b Historical results include 18 months of cumulative data

Sheryl Wildt, MS, MBA, CMAR
Global Manager of Genetic Quality and Breeding

