

Genetic Monitoring Report

Test Report Date: December 2019



 Location: Netherlands	 Genetic Monitoring Results			 Species: Mouse	
Model	Most Recent Test Date	Recent Results Tested/Passed	Historical Results ^a Tested/Passed	Test Frequency	Number of SNP Markers Tested
A/JOlHsd	1-Dec-19	0 / 0	56 / 56	Quarterly	48
BALB/cOlHsd	1-Dec-19	110 / 110	288 / 288	Quarterly	48
BKS.Cg-+Lepr ^{db} /+Lepr ^{db} /OlHsd	1-Dec-19	17 / 17	93 / 93	Quarterly	48
CBA/CaOlHsd	1-Dec-19	14 / 14	147 / 147	Quarterly	48
C3H/HeNHsd	1-Dec-19	6 / 6	68 / 68	Quarterly	48
C57BL/6JlHsd	1-Dec-19	55 / 55	266 / 266	Quarterly	48
C57BL/6JRccHsd	1-Dec-19	17 / 17	129 / 129	Quarterly	48
C57BL/6NHsd	1-Dec-19	9 / 9	324 / 324	Quarterly	48
C57BL/KaLwRijHsd	1-Dec-19	22 / 22	112 / 112	Quarterly	48
DBA/1OlHsd	1-Dec-19	14 / 14	81 / 81	Quarterly	48
DBA/2JRccHsd	1-Dec-19	9 / 9	101 / 101	Quarterly	48
FVB/NHan [®] Hsd	1-Dec-19	6 / 6	62 / 62	Quarterly	48
SAMP8/TaHsd	1-Dec-19	0 / 0	63 / 63	Quarterly	48
SAMR1/TaHsd	1-Dec-19	0 / 0	49 / 49	Quarterly	48
SJL/JCrHsd	1-Dec-19	13 / 13	71 / 71	Quarterly	48
Hsd:ICR (CD-1 [®])	1-Mar-19	94 / 94	94 / 94	Annually	96

Testing Laboratory: Bionomics Research Technology Center, Piscataway, NJ

Inbred strains at each production location have been tested using a custom panel of 48 Single Nucleotide Polymorphism (SNP) markers. Tests are conducted quarterly on all new inbred foundation colony breeding cages in non-isolator bred colonies. Tests are conducted on all foundation colony cages in newly populated isolator bred colonies, and then five (5) foundation colony breeder cages annually thereafter. Select outbred stocks at each production location have been tested using a custom panel of 96 Single Nucleotide Polymorphism (SNP) markers. Tests are conducted annually on select outbred colonies.

Report Notes:




^a Historical results include 18 months of cumulative data

Sheryl Wildt, MS, MBA, CMAR
Global Manager of Genetic Quality and Breeding



Genetic Monitoring Report

Test Report Date: December 2019

 Location: Netherlands	 Genetic Monitoring Results			 Species: Rat	
Model	Most Recent Test Date	Recent Results Tested/Passed	Historical Results ^a Tested/Passed	Test Frequency	Number of SNP Markers Tested
BN/RijHsd	1-Dec-19	5 / 5	25 / 25	Quarterly	48
DA/OlaHsd	1-Dec-19	8 / 8	28 / 28	Quarterly	48
LEW/Han [®] Hsd	1-Dec-19	7 / 7	25 / 25	Quarterly	48
Hsd:Sprague Dawley [®] SD [®]	1-Mar-19	94 / 94	94 / 94	Annually	96
RccHan [®] :WIST	1-Mar-19	96 / 96	94 / 94	Annually	96

Testing Laboratory: Bionomics Research Technology Center, Piscataway, NJ

Inbred strains at each production location have been tested using a custom panel of 48 Single Nucleotide Polymorphism (SNP) markers. Tests are conducted quarterly on all new inbred foundation colony breeding cages in non-isolator bred colonies. Tests are conducted on all foundation colony cages in newly populated isolator bred colonies, and then five (5) foundation colony breeder cages annually thereafter. Select outbred stocks at each production location have been tested using a custom panel of 96 Single Nucleotide Polymorphism (SNP) markers. Tests are conducted annually on select outbred colonies.

Report Notes:

^a Historical results include 18 months of cumulative data



Sheryl Wildt, MS, MBA, CMAR
Global Manager of Genetic Quality and Breeding